

CED-CLGS-13 (7-96)

COMMONWEALTH OF PENNSYLVANIA

Annual Budget Report

County of **LEBANON**

Township of **NORTH CORNWALL**

for the Year **2007**

One copy to be filed with

Department of Community and Economic Development
Commonwealth of Pennsylvania
Harrisburg, Pennsylvania

CERTIFICATION

To the Secretary of Community and Economic Development
Commonwealth of Pennsylvania
Harrisburg, Pennsylvania

I, the undersigned, the duly appointed, qualified, and acting Township Secretary of the Township of North Cornwall in the County of Lebanon, Commonwealth of Pennsylvania, hereby do certify that:

1. The Annual Budget was prepared according to law and presented to the Board of Township Supervisors on October 12, 2006.
2. The Annual Budget was published or otherwise made available for public inspection on November 8, 2006.
3. All financial data and other information set forth herein are complete and correct to the best of my knowledge and belief.

In witness whereof, I have hereunto set my hand and the seal of North Cornwall Township this 14th day of December, A.D. 2006.

Signed: _____
Township Secretary

(SEAL)

RESOLUTION NO. 2006-16

A RESOLUTION of the Township of North Cornwall

A Resolution of the Board of Supervisors of North Cornwall Township in the County of Lebanon, Commonwealth of Pennsylvania, appropriating specific sums estimated to be required for the specific purposes of the municipal government, hereinafter set forth, during the year 2007.

BE IT RESOLVED AND ENACTED, and it is hereby resolved and enacted by the Board of Township Supervisors of the Township of North Cornwall, County of Lebanon, Commonwealth of Pennsylvania:

SECTION 1. That for the expenditures and expenses of the fiscal year 2007 the following amounts are hereby appropriated from the fund equities, revenues, and other financing sources available for the year 2007 for the specific purposes set forth on the following pages.

Account Number	Classification	Total All Budgeted Funds	Line No.
	ALL FUNDS		
	Assets - January 1, 2007		1
	Cash (including checking, savings, certificates of deposit, money market funds, etc.)		2
	Accounts Receivable		3
	Other Assets		4
	Less Liabilities - January 1		5
	Accounts Payable (unpaid bills)		6
	Other Liabilities		7
	Less Fund Equity Reserves - January 1		8
	Fund Equity (sum of lines 2,3,4 less 6,7,8) - January 1		9
	Revenues and Other Financing Sources		10
300	Taxes (from Schedule C)	1,730,300.00	11
320	Licenses and Permits	81,100.00	12
330	Fines and Forfeits	44,500.00	13
340	Interest, Rents, and Royalties	56,920.00	14
350	Intergovernmental Revenue	757,961.00	15
360	Charges for Services (Departmental Earnings)	1,122,030.00	16
380	Miscellaneous Revenues	63,800.00	17
390	Other Financing Sources	90,800.00	18
	Total Revenues and Other Financing Sources (sum of lines 11 thru 18)	3,947,411.00	19
	Total Available for Appropriation (sum of lines 9 and 19)		20
	Expenditures or Expenses and Other Financing Uses		21
400	General Government	659,888.00	22
410	Public Safety (Protection to Persons and Property)	1,185,056.00	23
420	Health and Welfare	676,600.00	24
	Public Works-		25
426	Sanitation	315,242.00	26
430	Highways, Roads, and Streets	571,018.00	27
440	Other	0.00	28
450	Culture - Recreation	21,354.00	29
460	Conservation and Development	0.00	30
470	Debt Service	93,131.00	31
480	Miscellaneous Expenditures or Expenses	397,419.00	32
490	Other Financing Uses	23,826.00	33
	Total Expenditures or Expenses and Other Financing Uses (sum of lines 22 thru 33)	3,943,534.00	34
	Assets - December 31, 2002		35
	Less Liabilities - December 31, 2002		36
	Less Reserves - December 31, 2002		37
	Unappropriated Fund Equity (line 35 less lines 36 and 37)		38
	Total Appropriated and Unappropriated (sum of lines 34 and 38)		39

BUDGET SUMMARY

Account Number	Classification	Total All Budgeted Funds	Line No.
	GENERAL FUND		
	Assets - January 1, 2007		1
	Cash (including checking, savings, certificates of deposit, money market funds, etc.)		2
	Accounts Receivable		3
	Other Assets		4
	Less Liabilities - January 1		5
	Accounts Payable (unpaid bills)		6
	Other Liabilities		7
	Less Fund Equity Reserves - January 1		8
	Fund Equity (sum of lines 2,3,4 less 6,7,8) - January 1		9
	Revenues and Other Financing Sources		10
300	Taxes (from Schedule C)	1,730,300.00	11
320	Licenses and Permits	81,100.00	12
330	Fines and Forfeits	44,500.00	13
340	Interest, Rents, and Royalties	26,900.00	14
350	Intergovernmental Revenue	502,896.00	15
360	Charges for Services (Departmental Earnings)	216,530.00	16
380	Miscellaneous Revenues	63,300.00	17
390	Other Financing Sources	0.00	18
	Total Revenues and Other Financing Sources (sum of lines 11 thru 18)	2,665,526.00	19
	Total Available for Appropriation (sum of lines 9 and 19)		20
	Expenditures or Expenses and Other Financing Uses		21
400	General Government	428,788.00	22
410	Public Safety (Protection to Persons and Property)	1,184,506.00	23
420	Health and Welfare	0.00	24
	Public Works-		25
426	Sanitation	315,242.00	26
430	Highways, Roads, and Streets	428,018.00	27
440	Other	0.00	28
450	Culture - Recreation	21,354.00	29
460	Conservation and Development	0.00	30
470	Debt Service	52,131.00	31
480	Miscellaneous Expenditures or Expenses	211,645.00	32
490	Other Financing Uses	23,826.00	33
	Total Expenditures or Expenses and Other Financing Uses (sum of lines 22 thru 33)	2,665,510.00	34
	Assets - December 31, 2002		35
	Less Liabilities - December 31, 2002		36
	Less Reserves - December 31, 2002		37
	Unappropriated Fund Equity (line 35 less lines 36 and 37)		38
	Total Appropriated and Unappropriated (sum of lines 34 and 38)		39

Account Number	Classification	Total All Budgeted Funds	Line No.
	STATE FUND		
	Assets - January 1, 2007		1
	Cash (including checking, savings, certificates of deposit, money market funds, etc.)		2
	Accounts Receivable		3
	Other Assets		4
	Less Liabilities - January 1		5
	Accounts Payable (unpaid bills)		6
	Other Liabilities		7
	Less Fund Equity Reserves - January 1		8
	Fund Equity (sum of lines 2,3,4 less 6,7,8) - January 1		9
	Revenues and Other Financing Sources		10
300	Taxes (from Schedule C)	0.00	11
320	Licenses and Permits	0.00	12
330	Fines and Forfeits	0.00	13
340	Interest, Rents, and Royalties	9,000.00	14
350	Intergovernmental Revenue	175,065.00	15
360	Charges for Services (Departmental Earnings)	0.00	16
380	Miscellaneous Revenues	0.00	17
390	Other Financing Sources	0.00	18
	Total Revenues and Other Financing Sources (sum of lines 11 thru 18)	184,065.00	19
	Total Available for Appropriation (sum of lines 9 and 19)		20
	Expenditures or Expenses and Other Financing Uses		21
400	General Government	0.00	22
410	Public Safety (Protection to Persons and Property)	0.00	23
420	Health and Welfare	0.00	24
	Public Works-		25
426	Sanitation	0.00	26
430	Highways, Roads, and Streets	143,000.00	27
440	Other	0.00	28
450	Culture - Recreation	0.00	29
460	Conservation and Development	0.00	30
470	Debt Service	41,000.00	31
480	Miscellaneous Expenditures or Expenses	0.00	32
490	Other Financing Uses	0.00	33
	Total Expenditures or Expenses and Other Financing Uses (sum of lines 22 thru 33)	184,000.00	34
	Assets - December 31, 2002		35
	Less Liabilities - December 31, 2002		36
	Less Reserves - December 31, 2002		37
	Unappropriated Fund Equity (line 35 less lines 36 and 37)		38
	Total Appropriated and Unappropriated (sum of lines 34 and 38)		39

Account Number	Classification	Total All Budgeted Funds	Line No.
SEWER FUND			
	Assets - January 1, 2007		1
	Cash (including checking, savings, certificates of deposit, money market funds, etc.)		2
	Accounts Receivable		3
	Other Assets Capital Reserves		4
	Less Liabilities - January 1		5
	Accounts Payable (unpaid bills)		6
	Other Liabilities		7
	Less Fund Equity Reserves - January 1		8
	Fund Equity (sum of lines 2,3,4 less 6,7,8) - January 1		9
	Revenues and Other Financing Sources		10
300	Taxes (from Schedule C)	0.00	11
320	Licenses and Permits	0.00	12
330	Fines and Forfeits	0.00	13
340	Interest, Rents, and Royalties	21,000.00	14
350	Intergovernmental Revenue	0.00	15
360	Charges for Services (Departmental Earnings)	905,500.00	16
380	Miscellaneous Revenues	500.00	17
390	Other Financing Sources	0.00	18
	Total Revenues and Other Financing Sources (sum of lines 11 thru 18)	927,000.00	19
	Total Available for Appropriation (sum of lines 9 and 19)		20
	Expenditures or Expenses and Other Financing Uses		21
400	General Government	231,100.00	22
410	Public Safety (Protection to Persons and Property)	550.00	23
420	Health and Welfare	676,600.00	24
	Public Works-		25
426	Sanitation	0.00	26
430	Highways, Roads, and Streets	0.00	27
440	Other	0.00	28
450	Culture - Recreation	0.00	29
460	Conservation and Development	0.00	30
470	Debt Service	0.00	31
480	Miscellaneous Expenditures or Expenses	15,000.00	32
490	Other Financing Uses	0.00	33
	Total Expenditures or Expenses and Other Financing Uses (sum of lines 22 thru 33)	923,250.00	34
	Assets - December 31, 2002		35
	Less Liabilities - December 31, 2002		36
	Less Reserves - December 31, 2002		37
	Unappropriated Fund Equity (line 35 less lines 36 and 37)		38
	Total Appropriated and Unappropriated (sum of lines 34 and 38)		39

Account Number	Classification	Total All Budgeted Funds	Line No.
	POLICE PENSION		
	Assets - January 1, 2007		1
	Cash (including checking, savings, certificates of deposit, money market funds, etc.)		2
	Accounts Receivable		3
	Other Assets		4
	Less Liabilities - January 1		5
	Accounts Payable (unpaid bills)		6
	Other Liabilities		7
	Less Fund Equity Reserves - January 1		8
	Fund Equity (sum of lines 2,3,4 less 6,7,8) - January 1		9
	Revenues and Other Financing Sources		10
300	Taxes (from Schedule C)	0.00	11
320	Licenses and Permits	0.00	12
330	Fines and Forfeits	0.00	13
340	Interest, Rents, and Royalties	20.00	14
350	Intergovernmental Revenue	80,000.00	15
360	Charges for Services (Departmental Earnings)	0.00	16
380	Miscellaneous Revenues	0.00	17
390	Other Financing Sources	90,800.00	18
	Total Revenues and Other Financing Sources (sum of lines 11 thru 18)	170,820.00	19
	Total Available for Appropriation (sum of lines 9 and 19)		20
	Expenditures or Expenses and Other Financing Uses		21
400	General Government	0.00	22
410	Public Safety (Protection to Persons and Property)	0.00	23
420	Health and Welfare	0.00	24
	Public Works-		25
426	Sanitation	0.00	26
430	Highways, Roads, and Streets	0.00	27
440	Other	0.00	28
450	Culture - Recreation	0.00	29
460	Conservation and Development	0.00	30
470	Debt Service	0.00	31
480	Miscellaneous Expenditures or Expenses	170,774.00	32
490	Other Financing Uses	0.00	33
	Total Expenditures or Expenses and Other Financing Uses (sum of lines 22 thru 33)	170,774.00	34
	Assets - December 31, 2002		35
	Less Liabilities - December 31, 2002		36
	Less Reserves - December 31, 2002		37
	Unappropriated Fund Equity (line 35 less lines 36 and 37)		38
	Total Appropriated and Unappropriated (sum of lines 34 and 38)		39

BUDGET SUMMARY - ALL BUDGETED FUNDS

Line No.	GOVERNMENTAL FUNDS		SEWER Proprietary Funds (06-09)	POLICE PENSION Fiduciary Funds (50-69)
	General Fund (1)	SPECIAL REVENUE FUNDS		
		Highway Aid Fund (35)		
1				
2				
3				
4				
5				
6				
7				
8				
9				
10				
11	1,730,300.00	0.00	0.00	0.00
12	81,100.00	0.00	0.00	0.00
13	44,500.00	0.00	0.00	0.00
14	26,900.00	9,000.00	21,000.00	20.00
15	502,896.00	175,065.00	0.00	80,000.00
16	216,530.00	0.00	905,500.00	0.00
17	63,300.00	0.00	500.00	0.00
18	0.00	0.00	0.00	90,800.00
19	2,665,526.00	184,065.00	927,000.00	170,820.00
20				
21				
22	428,788.00	0.00	231,100.00	0.00
23	1,184,506.00	0.00	550.00	0.00
24	0.00	0.00	676,600.00	0.00
25				
26	315,242.00	0.00	0.00	0.00
27	428,018.00	143,000.00	0.00	0.00
28	0.00	0.00	0.00	0.00
29	21,354.00	0.00	0.00	0.00
30	0.00	0.00	0.00	0.00
31	52,131.00	41,000.00	0.00	0.00
32	211,645.00	0.00	15,000.00	170,774.00
33	23,826.00	0.00	0.00	0.00
34	2,665,510.00	184,000.00	923,250.00	170,774.00
35				
36				
37				
38				
39				

SECTION 2. Than any resolution conflicting with this resolution be and the same is hereby repealed insofar as the same affects this resolution.


ADOPTED THIS 14th day of December, A.D. 2006.


Chairman of the Board of Township Supervisors

CERTIFICATION

To the Secretary of Community and Economic Development
Commonwealth of Pennsylvania
Harrisburg, Pennsylvania

I HEREBY CERTIFY that the foregoing is a true and correct copy of Resolution No. 2006-16 enacted by the Township of North Cornwall in the County of Lebanon on the 14th day of December, A.D. 2006.

Signed: 
Township Secretary

(SEAL)

SECOND CLASS TOWNSHIP OR HOME RULE MUNICIPALITY

TAX LEVY RESOLUTION

RESOLUTION NO. 2006-17

A RESOLUTION OF THE TOWNSHIP OF North Cornwall County of Lebanon, Commonwealth of Pennsylvania, fixing the tax rate for the year 2007.

BE IT RESOLVED AND ENACTED, and it is hereby resolved and enacted by the Board of Township Supervisors of the Township of North Cornwall, County of Lebanon, Commonwealth of Pennsylvania:

That a tax be and the same is hereby levied on all real property and occupations within the Township of North Cornwall subject to taxation for the fiscal year 2007, as follows:

Tax rate for general purposes, the sum of 6 mills
on each dollar of assessed valuation, the sum of cents
on each one hundred dollars of assessed valuation.

For Occupation Privilege purposes, the sum of mills
on each dollar of assessed valuation or the sum of \$52.00 per person
on each one hundred dollars of assessed valuation.


For Per Capita purposes, the sum of mills
on each dollar of assessed valuation, or the sum of \$5.00 per person
on each one hundred dollars of assessed valuation.

For Earned Income Tax purposes, the sum of 1/2 of 1% of earnings
on each dollar of assessed valuation, of the sum of cents
on each one hundred dollars of assessed valuation

For Sewage purposes, \$72.90 flat rate
..... \$40.50 minimum
\$4.06 per 1,000 gallons for all usage over 10,000 gallons

That any resolution, or part of resolution, conflicting with this resolution be and the same is hereby repealed.

Adopted the 14th day of December, A.D. 2006.




Chairman of the Board of Township Supervisors

CERTIFICATION

To the Secretary of Community and Economic Development
Commonwealth of Pennsylvania
Harrisburg, Pennsylvania

I HEREBY CERTIFY that the foregoing is a true and correct copy of Resolution No. 2006-17 enacted by the Board of Supervisors of North Cornwall Township on the 14th day of December, A.D. 2006.

Signed: 

Township Secretary

(SEAL)

DEBT AND TAX AND REVENUE ANTICIPATION NOTES REPORT

Purpose	Year of Issue	Outstanding January 1, 20 <u>07</u>	Principal To Be Paid During Year	Interest To Be Paid During Year	Outstanding December 31, 20 <u>07</u>
General Obligation Bonds and Notes					
Electoral					
Non-electoral					
Consolidation, General Debt (3.72%) (Year 4 of 5) (refinance)	2003	71,391.00	50,184.00	1,947.00	19,260.00
Bond Anticipation Notes (ss408)					
Small Borrowing for Capital Purposes (ss409)					
Unfunded Debt (ss509)					
Total General Obligation Debt					
Revenue Bonds and Notes					
Electoral					
Non-electoral					
Total Revenue Debt					
Lease Rental Debt					
Total Debt					
Tax and Revenue Anticipation Notes (ss501)					
Total Debt and Tax and Revenue Anticipation Notes		71,391.00	50,184.00	1,947.00	19,260.00

NOTE: Section 408, 409, 501, and 509 refer to the Local Government Unit Debt Act

Schedule C TAXES

Account No.	Classification	Tax Rate	General Fund (1)
	REAL PROPERTY	6 mills	
	Current Year's Levy - Gross		
	Less Uncollectable		
301.10	Current Year's Levy - Net		540,000 00
301.20	Prior Year's Levy - Net		7,000 00
301.30	Delinquent Levy - Net		6,500 00
301.40	Interim Levy - Net		2,500 00
301	Total Real Property		556,000 00
	OCCUPATION (municipal code)		
	Current Year's Levy - Gross		
	Less Uncollectable		
305.10	Current Year's Levy - Net		
305.20	Prior Year's Levy - Net		
305.30	Delinquent Levy - Net		
305	Total Occupation		
	RESIDENCE (3rd class cities)		
	Current Year's Levy - Gross		
	Less Uncollectable		
308.10	Current Year's Levy - Net		
308.20	Prior Year's Levy - Net		
308.30	Delinquent Levy - Net		
308	Total Residence		

Schedule C (continued)

Account No.	Classification	Tax Rate	General Fund (1)
	LOCAL TAX ENABLING ACT TAXES		
	Per Capita		
	Current Year's Levy - Gross		
	Less Uncollectable		
310.01	Current Year's Levy - Net		16,500 00
310.02	Prior Year's Levy - Net		300 00
310.03	Delinquent Levy - Net		2,500 00
310.00	Total Per Capita		19,300 00
310.10	Real Estate Transfer Tax		250,000 00
310.20	Earned Income Tax		700,000 00
310.30	Mercantile Taxes		
	Occupation Act 511		
	Current Year's Levy - Gross		
	Less Uncollectable		
310.41	Current Year's Levy - Net		200,000 00
310.42	Prior Year's Levy - Net		5,000 00
310.43	Delinquent Levy - Net		
310.40	Total Occupation		1,155,000 00
310.50	Occupational Privilege		
310.60	Admissions		
310.70	Mechanical Devices		
310.80	Business Privilege		
310.91	House Trailer		
310.92	Lease Rental		
310.9	Other		
310.9	Other		
310.9	Other		
	Total Local Tax Enabling Act		1,730,300 00
	TOTAL TAXES		